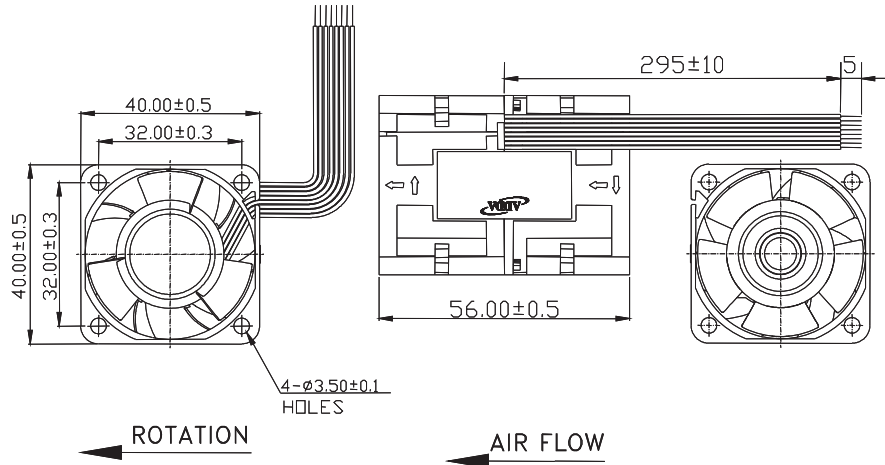




# AS4056 SERIES



## External Dimensions



Frame: Plastic(UL:94V-0)  
 Impeller: Plastic(UL:94V-0)  
 Lead wire: UL1061AWG26

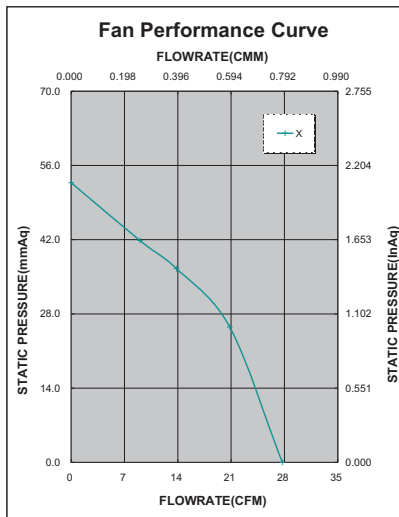
## Specifications(Nominal)

\*Noise is measured at the distance of one (1) meter from the axis of intake.

Bearing type: ◎=Ball ※=Sleeve ○=1B1S ●=Hypro bearing

Frame size (mm)	Model No.	Bearing System Type	Rated Voltage (VDC)	Current (A)	Power (W)	Rated Speed (rpm)	Maximum AirFlow (CMM)	Maximum AirFlow (CFM)	Maximum Pressure (InAq)	Maximum Pressure (mmAq)	*Noise Level (dB/A)	Weight (g)
40x40x56	AS04012XB565B00	◎	12	1.00	12.00	In:16000/Out:8000	0.778	27.502	2.000	50.000	60.5	84.0

Specifications subject to change without notice.



\*Motor protective circuit and third lead wire functions

0	1	2	3	4	6	7	8	9	A	B
			✓							✓

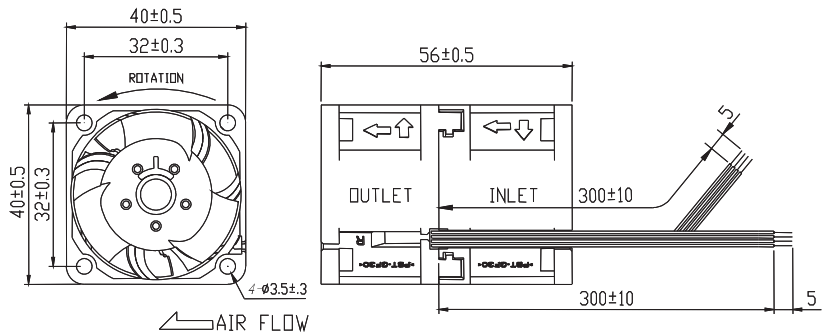
\*Safety approvals

✓	✓		✓	✓



# AS4056 SERIES

## External Dimensions



Frame: Plastic(UL:94V-0)  
 Impeller: Plastic(UL:94V-0)  
 Lead wire: UL1061AWG26

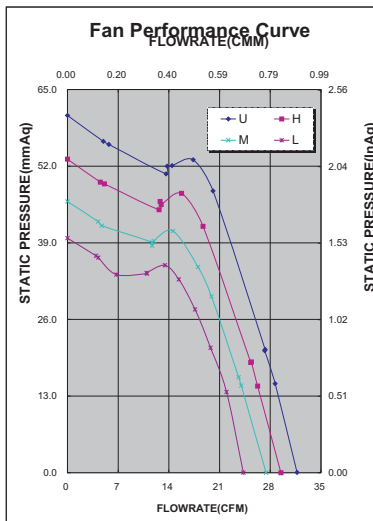
## Specifications(Nominal)

\*:Noise is measured at the distance of one (1) meter from the axis of intake.

Bearing type: ◎=Ball ※=Sleeve ○=1B1S ●=Hypro bearing

Frame size (mm)	Model No.	Bearing System Type	Rated Voltage (VDC)	Current (A)	Power (W)	Rated Speed (rpm)	Maximum AirFlow (CMM)	Maximum AirFlow (CFM)	Maximum Pressure (InAq)	Maximum Pressure (mmAq)	*Noise Level (dB/A)	Weight (g)
40x40x56	AS04012LB565B01	◎	12	0.80	9.60	In:14000 Out:13000	0.687	24.270	1.580	40.128	62.3	103.0
	AS04012MB565B01	◎	12	1.00	12.00	In:15000 Out:1400	0.777	27.420	1.824	46.317	63.6	
	AS04012HB565B01	◎	12	1.10	13.20	In:16000 Out:15000	0.834	29.470	2.105	53.463	65.0	
	AS04012UB565B01	◎	12	1.30	15.60	In:17000 Out:16000	0.898	31.700	2.487	63.175	66.1	

Specifications subject to change without notice.



\*Motor protective circuit and third lead wire functions

0	1	2	3	4	6	7	8	9	A	B
	✓	✓	✓							✓

\*Safety approvals

✓	✓		✓	✓